



Main news WF-RepTool Dec. 2017

summary by Renate Gabriel & Willi Haghofer

*for details please see
'user manual – reporter level Dec2017' and
'user manual – system level Dec2017'*




Main news – IT / program

- ✓ Option to **cut one step** in process chain with keeping information on **output fractions** – work via Graph
- ✓ **Packages**
 - **Graph** for packages
 - Use of package(s) is now **marked in reports** – yellow side-marking in Overview, sign 'package' in Graph etc.
 - **Expiring date** ('Valid until') for packages - to exclude 'old packages when copying reports, exception: 'Create translated copy'
 - Choice to **allow modifications** of packages within reports (no / edit data / all modifications), to be chosen when creating/editing a package (by the creator of the package – WEEE system or treatment partner) (see user manual – reporter level points 11.3.1. and 11.7.2).
 - Option to **extract package** from report **Graph**
 - List of available packages: the "Find/filter packages" dialog offers the additional option to **call a package direct via Id**
 - Create a **new package** (traditional way via 'Add new package' from list of available packages): the selection box for "Extract from report" shows found reports in reverse order (youngest report first)
 - Within a package **no task** may be started, even when the package is marked as 'All modifications allowed'
- ✓ Assign **technology** to **acceptor** with creating a new acceptor (see user manual 2.5.2.6) used as default technology
- ✓ **Various improvements**
 - Report-/package-/task-menu: headline entries 'Active report'/'Active package'/'Active task' created as **links** → click to come to 'Edit report/package/task' - page
 - Option to **sort OUTPUT fractions** in the 'List of output fractions' according to various columns – see underlined headlines; default sorting to WF-RepTool code, options for e.g. sort by name, internal name or internal code (example: order of dismantling steps by using 'Internal code')
 - **Search** name acceptor / technology with **letter combination** (before only letters starting with)
 - Find / filter output fractions → **search** via "**WF-RepTool code** starts with": there is **no** need to enter **blanks** anymore
 - **'Add new acceptor' button** also at the top of the page (before only at end of e.g. long list)
 - **Individual number** for **controller remark** → Id shown in brackets beside remark (Id xx), individual/unique number over all reports (within WF-RepTool administration – e.g. WEEE system), to be used e.g. as base for discussing about the remark
- ✓ **Export:** With the additional selection "Excluded from summaries" you may decide, if reports marked as "exclude from summaries" shell be exported or not (before those reports were automatically excluded from the export)
- ✓ [Admin] **Archive:** Also reports marked as "exclude from summaries" are shown for moving them to archive (before those reports could not be moved to the archive)

Main news – system users

- System users may also **delete WEEE Forum packages**, so you may keep now only selected Forum packages (till now they could only be turned on/off in general via the administration tool)

Main news - information

- ✓ **Help feature** within WF-RepTool reports: with the symbol   you may find help for the individual page of the WF-RepTool program; information are split to links to video tutorials for this topic ( + duration) and text information (T)
- ✓ **Video tutorial** on how to work with **controller remarks** see <http://www.wf-reptool.org/index.php/videos/for-reporters>.
- ✓ Some short **videos** on **news 2017**